

DC SERIES

VISUAL CONFIRMATION DETECTOR

DC-20

Integrating advanced camera technology with high quality intruder detection, these discreet units are designed to blend into any interior. The DC Series is perfect for the visual confirmation of alarms, because the camera and detector have the same field of view and the camera has excellent low light performance. The units are easy to install and come with two independent alarm outputs – normally closed for alarm applications and normally open for use in a CCTV system, making them very versatile.

FEATURES

- High sensitivity camera with auto-gain control
- Two alarm outputs - N.C. and selectable N.C. or N.O.
- High quality PIR detector
- Adjustable pulse count (2 or 4)
- 100% factory-tested for reliability

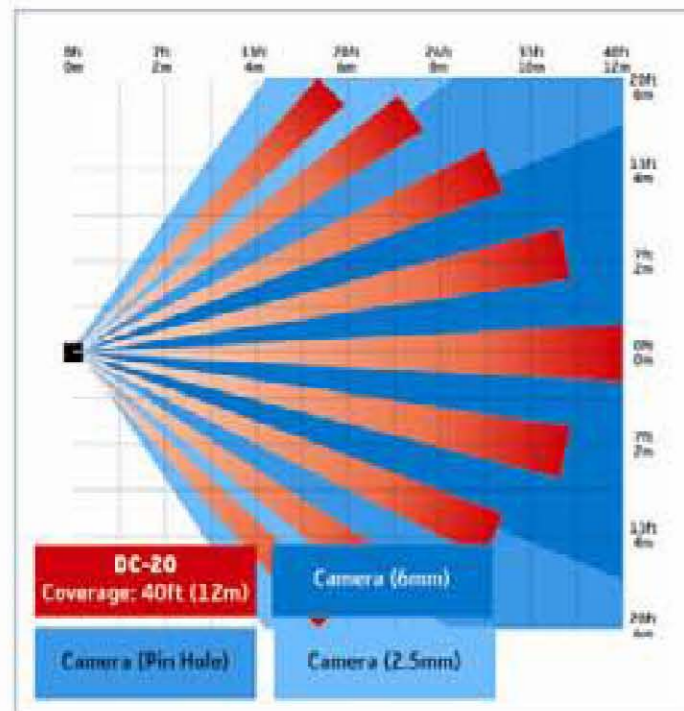
OPTIONS

- DC-20C Range – color cameras

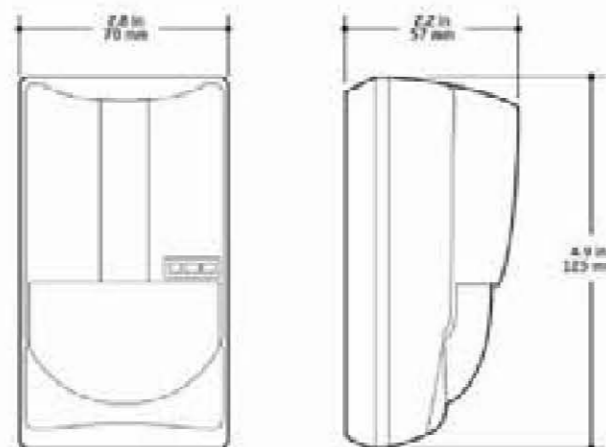
ACCESSORIES

- FA-1W: Multi-angle wall mounting bracket
- FA-3: Wall and ceiling mounting bracket

COVERAGE



DIMENSIONS



SPECIFICATIONS

DETECTION ZONE	POWER INPUT	CURRENT DRAW	OPERATING TEMPERATURES	WEIGHT	IP RATING	ALARM OUTPUT	SAMPLER
300 ft (90m) (indoor)	12V DC (10%)	150mA @ 12V - 250mA	14°F (-10°C) - 122°F (50°C)	2.1 lb (0.9kg)	IP66 (indoor)	Relay Output NO-10A 24V (max.) NC-10A 24V (max.)	N.C.

GX SERIES

GLASSBREAK SENSOR

GX-252T

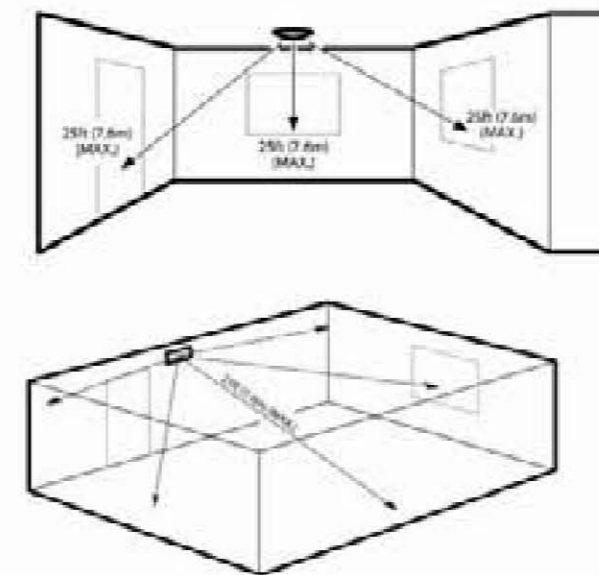
The GX-252T is a microprocessor-based glassbreak detector utilizing dual frequency analysis to detect the common sounds of shattering glass and acoustical shock when a window is broken. The sensor only activates when specific frequency patterns continue for a fixed time period, making it highly immune to false alarms.

The GX-252T protects 3mm (1/8") plate glass and 6mm (1/4") plate, tempered and laminated glass at a range of up to 7.6m.

FEATURES

- Dual-frequency analysis
- 'Test Mode' to ensure detector is within range of glass at installation
- Selectable Alarm Memory

COVERAGE



DIMENSIONS

- 2.9in (74mm) (h) x 1.9in (48mm) (w) x 0.7in (18.5mm) (d)

SPECIFICATIONS

POWER INPUT	CURRENT DRAW	OPERATING TEMPERATURES	WEIGHT	ALARM OUTPUT
11.5 - 18V DC	20 - 25 mA	32°F (-1°C) - 131°F (55°C)	2.1 oz (60g)	41 (N.C.) Selectable relay output 10A 24V (max.)

VISUAL CONFIRMATION DETECTOR/GLASSBREAK SENSOR

GX-252T
DC-20